



COMPUTERS

Tuesday, July 10, 2018

iTUNES



- ▶ Made by Apple, for Mac and Windows Computers
- ▶ Already installed on a Mac computer
- ▶ For Windows, go to apple.com/itunes/download
- ▶ Use iTunes to move Movies and Music from your computer to your device.
- ▶ If you already buy music and movies through Apple, you don't need to go through iTunes



ITUNES SCREENSHOT




The screenshot shows the iTunes Music application window. At the top, there is a playback control bar with a progress slider, a volume knob, and a search bar. The main area is divided into a sidebar on the left and a main library view on the right. The sidebar contains navigation options like 'Recently Added', 'Artists', 'Albums', 'Songs', 'Genres', and 'Downloaded'. The main library view displays a list of songs with columns for Name, Time, Artist, Album, Genre, and Plays. The song 'Dream On' by Aerosmith is currently selected and highlighted in blue.

Name	Time	Artist	Album	Genre	Plays
Another One Bites the Dust	3:35	Queen	Greatest Hits	Rock	
Better When I'm Dancin'	2:56	Meghan Trainor	The Peanuts Movi...	Pop	
Bicycle Race	3:01	Queen	Greatest Hits	Rock	
Bohemian Rhapsody	5:55	Queen	Greatest Hits	Rock	
Break My Stride (Remix) [Club...	5:09	Matthew Wilder	21 Totally 80s Hits	Pop	
Carrying the Banner	6:16	Newsies Ensemble	Newsies (Original...	Soundtrack	
Carrying the Banner (Finale)	6:21	Newsies Ensemble	Newsies (Original...	Soundtrack	
Chicken Fried	3:57	Zac Brown Band	The Foundation (D...	Country	
Christmas Songs 1999 (1)	16:49				
Classic	2:55	MKTO	MKTO	Pop	
Crazy Little Thing Called Love	2:45	Queen	Greatest Hits	Rock	
Don't Stop Me Now	3:30	Queen	Greatest Hits	Rock	
Dream On	4:25	Aerosmith	The Essential Aero...	Rock	
Escape from Snyder	2:08	J.A.C. Redford	Newsies (Original...	Soundtrack	
Fat Bottomed Girls (Single Versi...	3:23	Queen	Greatest Hits	Rock	
Fightin' Irish: Strike Action	1:51	J.A.C. Redford	Newsies (Original...	Soundtrack	
Flash	2:49	Queen	Greatest Hits	Rock	
Good Old-Fashioned Lover Boy	2:53	Queen	Greatest Hits	Rock	
High Times, Hard Times	2:54	Newsies Ensemble...	Newsies (Original...	Soundtrack	
Hold My Hand	4:18	Hootie & The Blow...	The Best of Hootie...	Pop	1
How Sweet It Is (To Be Loved B...	3:35	James Taylor	Greatest Hits, Vol. 1	Singer/So...	
I Bet My Life	3:14	Imagine Dragons	Smoke + Mirrors	Alternative	
I Want to Break Free (Single Re...	4:19	Queen	The Platinum Colle...	Rock	
I'm Still Standing	3:08	Taron Egerton	Sing (Original Moti...	Soundtrack	2
Immortals	3:15	Fall Out Boy	Big Hero 6 (Origin...	Soundtrack	
Isn't She Lovely	3:00	Jake Simpson	Star Search Winne...	Pop	
Isn't She Lovely	6:34	Stevie Wonder	Songs In the Key o...	R&B/Soul	
Killer Queen	3:01	Queen	Greatest Hits	Rock	
King of New York	2:26	Newsies Ensemble	Newsies (Original...	Soundtrack	
Leather and Lace	3:45	Stevie Nicks & Do...	Bella Donna	Rock	
Let It Be	4:03	The Beatles	Let It Be	Rock	
Little Bitty Pretty One	2:32	Bobby Day	The Best of Bobby...	Pop	
Lucky (feat. Colbie Caillat)	3:11	Jason Mraz & Colb...	We Sing, We Dance...	Pop	


iTUNES STORE



- ▶ Here you can buy music, movies, TV shows, etc on any device, and access them on any device.
- ▶ There is an iTunes Store app on your iOS Device, or you can find it in iTunes on your desktop.
- ▶ Why isn't that consistent across different devices? I don't know, but I wish they were.



iOS device App

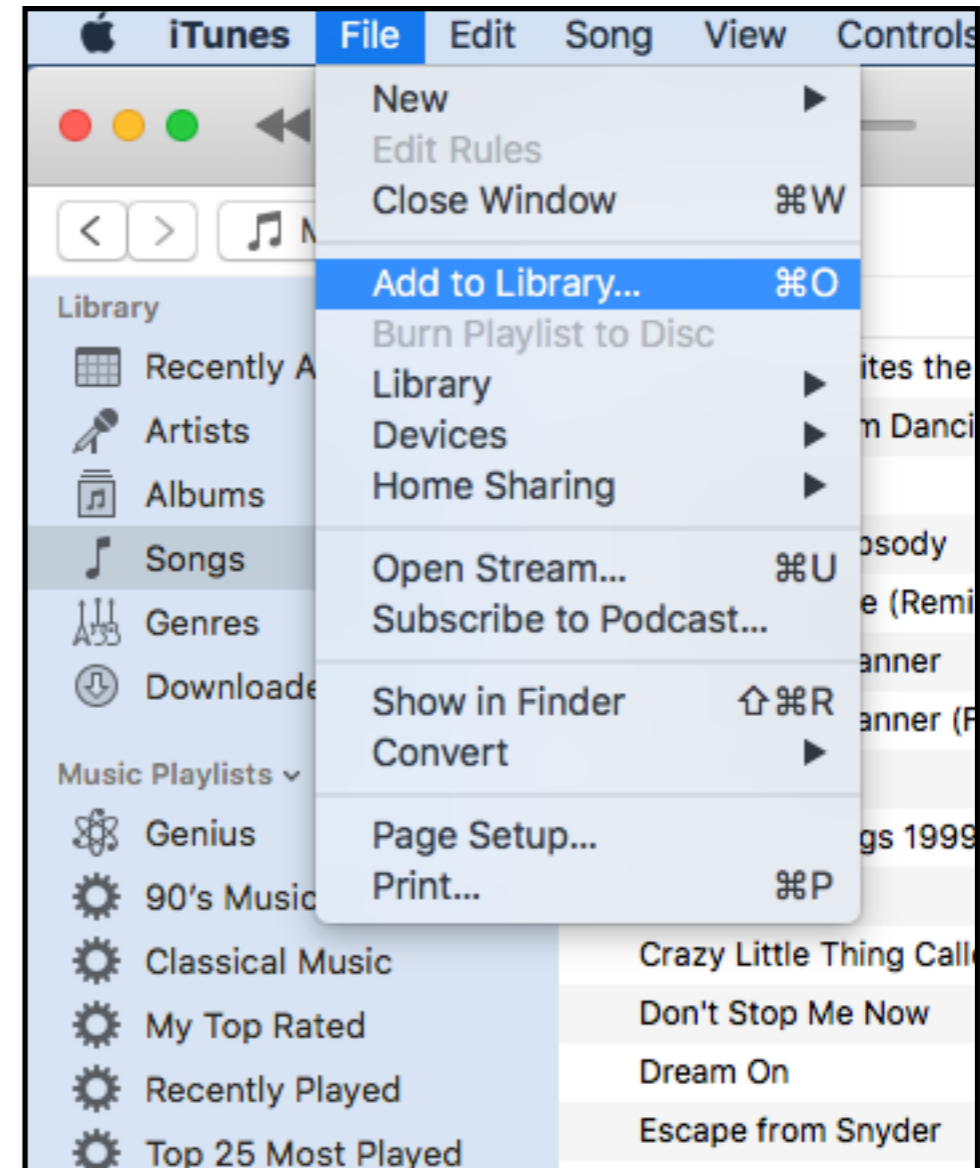


iTunes Desktop

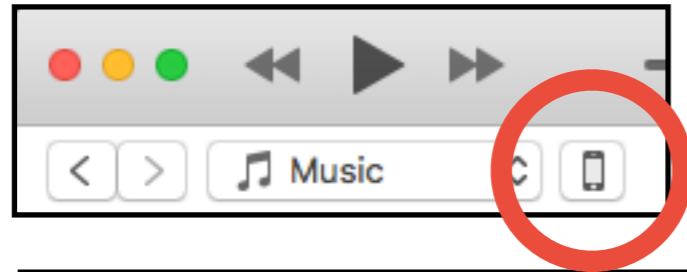
ADDING MEDIA TO ITUNES



- ▶ Go to File
- ▶ Add To Library
- ▶ Select the file or folder
- ▶ Add it to your computer
- ▶ Then you can move those files to your device
- ▶ Works mainly for media not purchased through Apple



HOW TO ACCESS YOUR PHONE INFORMATION



Make sure that the device is plugged in

The screenshot shows the iTunes application window with the iPhone 5s summary page. The left sidebar lists various settings and content categories. The main area displays the following information:

- iPhone 5s**
- Capacity: 14.91 GB
- Phone Number: +1 (801) 361-3593
- Serial Number: F97M30BAFF9V
- iOS 11.4
- Update button
- Restore iPhone... button

Backups

- Automatically Back Up**
- iCloud: Back up the most important data on your iPhone to iCloud.
- This computer: A full backup of your iPhone will be stored on this computer.
- Encrypt iPhone backup: This will allow account passwords, Health, and HomeKit data to be backed up. Change Password... button
- Manually Back Up and Restore**: Manually back up your iPhone to this computer or restore a backup stored on this computer. Back Up Now button, Restore Backup... button
- Latest Backup:** Your iPhone has never been backed up to this computer.

Options

- Automatically sync when this iPhone is connected
- Sync with this iPhone over Wi-Fi
- Sync only checked songs and videos

At the bottom, there is a progress bar for syncing with categories: Audio, Photos, Apps, Documents & Data, and Other. It shows 2.52 GB Free and buttons for Sync and Done.

APPLE PHOTOS



- ▶ Made by Apple, for Mac Computers
- ▶ Different Settings to import photos through a wire connection and **iCloud**
- ▶ You can download **iCloud** for Windows which will allow you to access photos on your computer



[i.https://support.apple.com/en-us/ht204283](https://support.apple.com/en-us/ht204283)

- ▶ If you want to move photos from your device to your windows computer, plug it in, and access your photos through the built in Microsoft Photos app and Import.

GOOGLE PHOTOS



- ▶ Made by Google
- ▶ Takes photos from Apple Photos and copies them into Google Photos.
- ▶ Google Photos is completely cloud based, and free.
- ▶ Easily open them on Mac, Windows, iOS, Android, whatever you want. You just need an internet connection and a Google Account. (**Highly recommended for Windows users!**)
- ▶ Get Google Backup and Sync to move all of your photos from your computer to your Google Photos Account.





“

The best way to use your device is to find ways to make it completely wireless.

OPEN Q&A